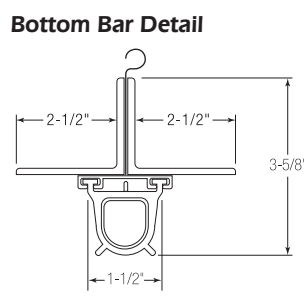
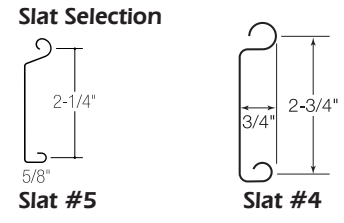
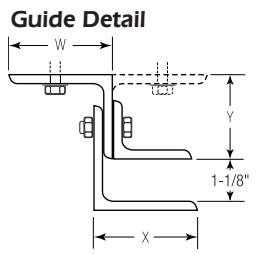
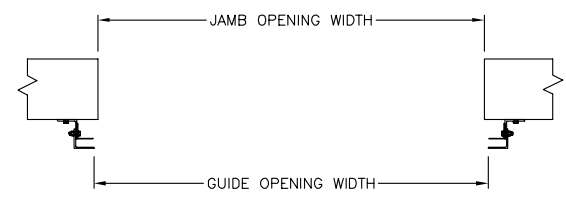
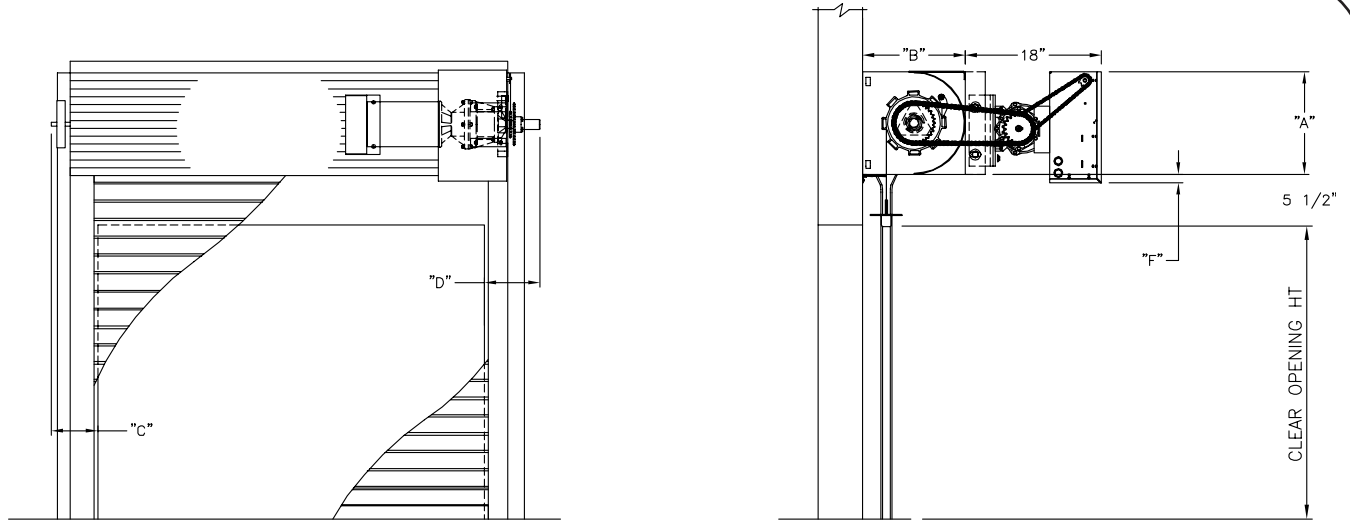


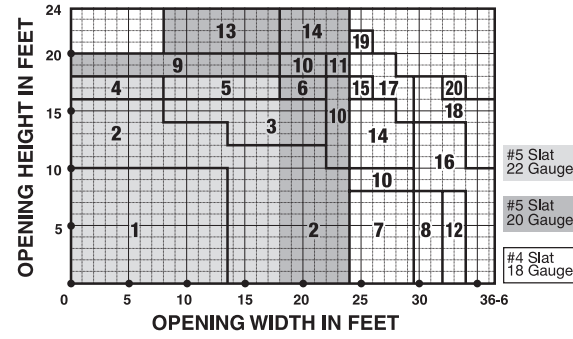
Auto Test Doors

Type FDO-A - Motor Operated Fire Door

FinalCote Tan Finish - Face of Wall Mounted - Smoke Detector Activated



Determine Dimensions For Specific Door Size
 1. From chart below select proper Area Number for width and height of door.
 2. Refer to Selection Chart for dimensions.



AREA	COMPONENT DIMENSIONS				
	A	B	F	W	Y
1	13.0"	14.0"	1.5"	2.5"	2.5"
2	15.0"	16.0"	0.0"	2.5"	2.5"
3	15.0"	16.0"	10.0"	2.5"	2.5"
4	16.0"	17.0"	0.0"	2.5"	3.0"
5	16.0"	17.0"	10.0"	2.5"	3.0"
6	16.0"	17.0"	10.0"	3.0"	3.0"
7	16.0"	17.0"	0.0"	2.5"	2.5"
8	16.0"	17.0"	0.0"	6.0"	4.0"
9	18.0"	19.0"	10.0"	2.5"	3.5"
10	18.0"	19.0"	10.0"	3.0"	3.0"
11	18.0"	19.0"	10.0"	3.0"	3.5"
12	18.0"	19.0"	0.0"	6.0"	4.0"
13	20.0"	21.0"	10.0"	2.5"	3.5"
14	20.0"	21.0"	10.0"	3.0"	3.5"
15	20.0"	21.0"	10.0"	3.0"	4.0"
16	20.0"	21.0"	10.0"	6.0"	4.0"
17	22.0"	23.0"	10.0"	3.0"	4.0"
18	22.0"	23.0"	10.0"	6.0"	5.0"
19	24.0"	25.0"	10.0"	3.0"	5.0"
20	24.0"	25.0"	10.0"	5.0"	5.0"

DOOR WIDTH	X	C	D
UP TO 8'	2.5"	6.0"	8.5"
OVER 8' to 24'	3.0"	6.5"	9.5"
OVER 24' to 29'6"	3.0"	9.5"	12.5"
OVER 29'6"	6.0"	12.5"	12.5"

Dimensions are based on the requirements of Warnock Hersey testing agency. If UL or FM labels are required, dimensions C, D, W, X, Y may be greater than shown. Please contact factory for proper dimensions.



Auto Test Doors

Type FDO-A - Motor Operated Fire Door

FinalCote Tan Finish - Face of Wall Mounted - Smoke Detector Activated

1.0 GENERAL

1.1 Summary

- A. All Rolling Fire Doors shall be as manufactured by The Cookson Company, Phoenix, Arizona. Furnished materials shall include all curtains, bottom bars, guides, brackets, hoods, operating mechanisms and any special features.
- B. Work not to be included by The Cookson Company includes design of, material for and preparation of door openings but not limited to structural or miscellaneous iron work, access panels, finish painting, electrical wiring, conduit and disconnect switches.

1.2 Quality Assurance

- A. All rolling fire doors shall be constructed in accordance with the testing agency, Warnock Hersey, requirements and shall bear a [4 hour] [3 hour] [1-1/2 hour] [3/4 hour] rating label. Firelocks shall be installed on doors over 13'7" wide but not exceeding 29'7" wide to positively hold the curtain in the guides.

2.0 PRODUCTS

2.1 Materials

- A. The door curtain shall be constructed of interconnected strip steel slats conforming to ASTM A-653. The proper gauge of steel shall be chosen as follows:
 1. 22 gauge with a No. 5 (measuring 2-1/4" high by 5/8" deep) flat slat as designated by The Cookson Company if the door width does not exceed 18'4" and the door height does not exceed 18'4".
 2. 20 gauge with a No. 5 flat slat as designated by The Cookson Company if the door width is between 18'5" and 24'4" and the door height is between 18'5" and 24'4".
 3. 18 gauge No. 4 (measuring 2-3/4" high by 3/4" deep) flat slat as designated by The Cookson Company if the door width exceeds 24'4" and or the door height exceeds 24'4".
- B. The finish on the door curtain shall be Cookson FinalCote consisting of the following:
 1. Hot dipped galvanized G-90 coating consistent with ASTM A-653
 2. Bonderized coating for prime coat adhesion
 3. Corrosion inhibiting primer .2 mils per side
 4. Thermo-setting tan polyester top coat with a minimum thickness of .6 mils each side
- C. The bottom bar shall consist of two 1/8" steel angles mechanically joined together and shall include the Cookson Featheredge safety edge system. The finish on the bottom bar shall be one (1) coat of bronze rust-inhibiting prime paint.
- D. The guides shall consist of 3 steel angles bolted together with 3/8" fasteners to form a channel for the curtain to travel. The wall angle portion shall be continuous and fastened to the surrounding structure with minimum 1/2" fasteners. The finish on the guide angles shall be one (1) coat of bronze rust-inhibiting prime paint.
- E. The brackets shall be constructed of steel not less than 1/4" thick and shall be bolted to the wall angle with minimum 1/2" fasteners. The finish on the brackets shall be one (1) coat of bronze rust-inhibiting prime paint.
- F. The barrel shall be steel tubing of not less than 4" in diameter. Oil tempered torsion springs shall be capable of correctly counter balancing the weight of the curtain. The barrel shall be designed to limit the maximum deflection to .03" per foot of opening width. The springs shall be adjusted by means of an exterior wheel. The finish on the barrel shall be one (1) coat of bronze rust-inhibiting prime paint.
- G. The hood shall be fabricated from 24 gauge galvanized steel and shall be formed to fit the curvature of the brackets. The finish on the hood shall be the Cookson FinalCote finish as indicated in the curtain section.

2.2 Operation

- A. All motor operated fire doors shall have model FDO-A motor operator which shall become operational upon the activation of a fire alarm or smoke detection system or interruption of power to the motor operator. The door shall have a closing speed of not less than six (6) inches per second and not more than twenty-four (24) inches per second as outlined in NFPA Bulletin 80. Once the door has closed, it can be reset by

resuming power to the motor operator, clearing the alarm system and pushing the up control station. Mechanical resetting shall never be required.

- B. The door shall be operated at a speed of 2/3 foot per second by an open drip-proof electric motor with gear reducer in oil bath. The motor operator shall include a geared limit switch. The motor starter shall be housed in a NEMA 1 housing and include a 24 volt control transformer, a solid state control circuit board, and complete terminal strip to facilitate field wiring. The motor operator shall be activated by [a 3 button push-button station] [other controls as selected] in a NEMA 1 enclosure. The motor shall be size as required by the door [115 volts single phase] [230 volts three phase] [460 volts three phase]. The motor operator shall be mounted to the door bracket as shown on drawings. All motor operators and controls shall be U.L. listed for use with fire doors.
- C. The fire door shall include the Featheredge rolling door safety edge system as manufactured by The Cookson Company and shall include the following features.
 1. The Featheredge shall be installed on the bottom bar of the door and shall automatically reverse the door if the device detects an obstruction in the downward travel of the door.
 2. The Featheredge shall consist of a rubber boot attached below the bottom bar with an electrical switch secured to the back of the bottom bar. The Featheredge shall operate with air wave technology and shall not rely on pneumatic pressure or electrical strip contacts to operate properly. The Featheredge shall create an air wave that shall be detected and reverse the direction of the rolling door.
 3. The operation of the Featheredge shall not be subject to interferences by temperature, barometric pressure, water infiltration, or cuts in the rubber boot.
 4. The Featheredge shall be connected to the motor operator with a coil cord.
- D. Fire doors shall be controlled by Cookson Model FDO-A motor operator with Test-A-Fire Logic. This motor operator shall allow for the testing of fire doors without ever mechanically resetting the release mechanism. The motor and controls shall be U.L. approved for use with fire doors. The control panel shall be wired directly into the building's [110 volt AC] [24 volt AC] [24 volt DC] fire alarm or smoke detector system.
 1. Upon activation of the alarm system, the motor operator shall power close the door. If there is an obstruction in the opening, the door shall automatically open and close again. The Featheredge shall continue to cycle the door up and down until the obstruction is removed and the door can fully close or the door has cycled 3 times, in which case the door shall stop on the obstruction. If at any time the obstruction is removed, with the continuation of the alarm signal, the door will continue to a fully closed position. To reset the door, push the up control station. The door shall return to the fully open position.
 2. If power to the motor operator is interrupted, the automatic closing device shall close the door. The motor operator shall not be mechanically disconnected from the door.
 3. To reset the fire door, resume power to the motor operator, clear the alarm system and push the up control station. The fire door shall never need to be mechanically reset and testing can be performed by any individual by activating the alarm system or by interrupting power to the motor operator.

3.0 EXECUTION

3.1 Installation

- A. All Cookson Rolling Fire Doors shall be installed in accordance with NFPA Bulletin 80 by an authorized Cookson Distributor.

3.2 Warranty

- A. All Cookson Rolling Fire Doors shall be warranted for a period of 2 years from the time of shipment against defects in workmanship and materials.